
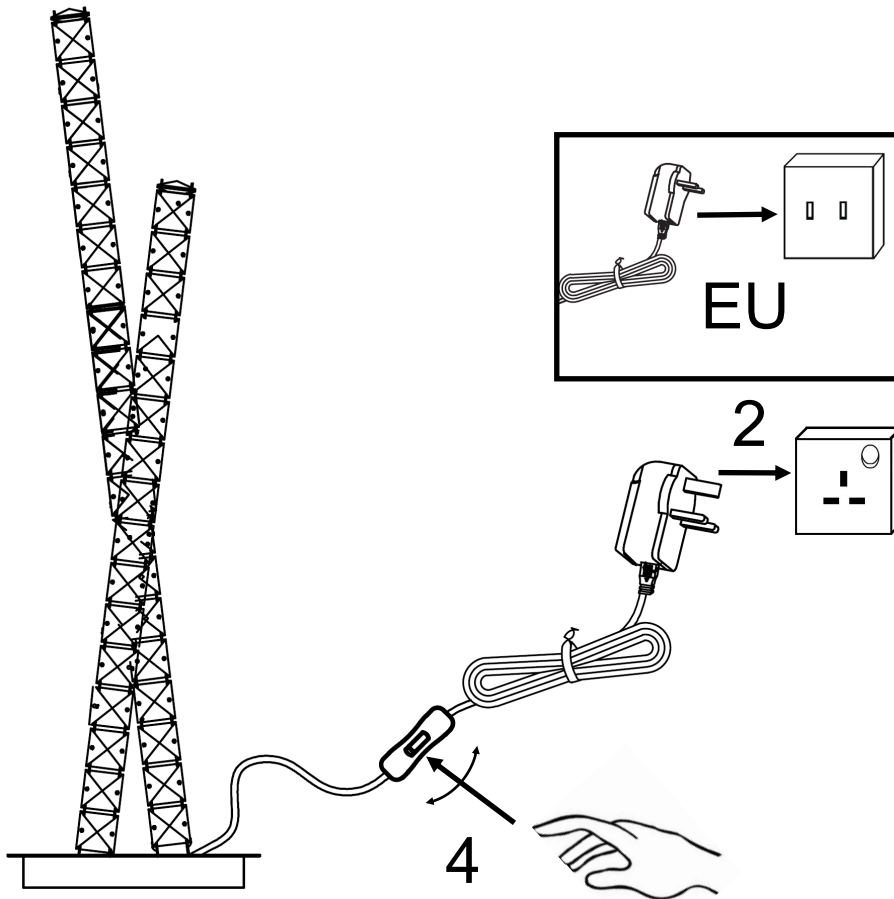





1



3



Safety Information: (Please retain for future reference)

- Before commencing assembly ensure the table lamp is unplugged from the mains socket.
- Take care not to twist the cable during assembly.
- Before inserting or replacing bulb(s) (NOT SUPPLIED) ensure power is switched off and the bulb(s) have cooled down.
- This is a Class 3 product and does not require an earth connection.
- If replacing the fuse in the plug DO NOT EXCEED the maximum rated amps as specified on the plug.
- Suitable for indoor locations only.
- Do not install the lamp in a damp atmosphere.
- Do not modify or alter any product before or after installation. This may render the product un-safe.
- Do not cover or drape any material over the lamp .
- Ensure the power is switched off before cleaning or carrying out any maintenance.
- Accessible parts become hot during use, young children must be kept away.
- The Luminaire should be positioned so that prolonged staring into the luminaire at a distance closer than 0.2m is not expected.

LED INFORMATION:

- The fitting is Not suitable for dimming .
- The LED lamps are not replaceable, when the lamps reach the end of their life the whole luminaire shall be replaced.

Maintenance:

- Use a clean dry soft or slightly damp cloth.
- Do no use any abrasive cloths or cleaners as this may damage the product .

NOTE: IF THE EXTERNAL FLEXIBLE CABLE OR CORD OF THIS LUMINAIRE IS DAMAGED IT SHALL BE EXCLUSIVELY REPLACED BY THE MANUFACTURER OR HIS SERVICE AGENT OR SIMILAR QUALIFIED PERSON